



TECHNICAL INFORMATION FOR

PREMIUM PLASTIC PLUGS

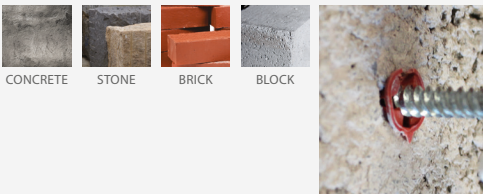


TECHNICAL DATA SHEET

PREMIUM PLASTIC PLUGS



- A premium product for fixing to a variety of masonry types.
- Designed with a dual-expansion system for rapid fixing and exceptional pull-out performance.



PRODUCT RANGE

Product Code	Colour	Metric Screw size	Woodscrew size	Bag Qty	Carton Qty (Bags)	Carton Qty (Plugs)
RPLUGPREM	Red	3.5 - 5.0	6,8,10	1000	35	35000
BPLUGPREM	Brown	4.5 - 6.0	8,10,12	1000	20	20000

TECHNICAL DATA



Substrate	C20/25 concrete	
Colour	Red	Brown
Drill Hole Ø (mm) d_0	5.5	7.0
Min. Drill Hole Depth (mm) h_0	35	50
Rec. Tensile Load (kN) N_{rec}	0.18	0.5
Max Rec. Load (kg)	18	50
Testing using screw size (mm)	4.0	5.0

*C20/25 concrete. Pull-out loads vary depending on gauge of screw being used.

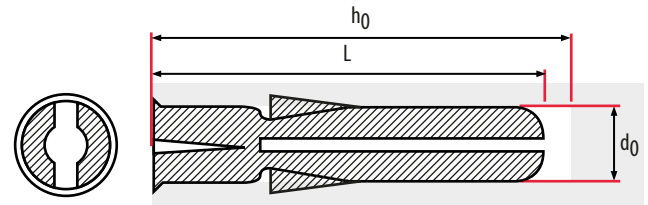
FEATURES



- Loose and off the sprig for quicker and more convenient use.
- Manufactured from a premium grade polymer.
- Improved performance compared to standard plugs.
- Anti-rotation fins to prevent spinning during installation and to prevent dropping out when overhead fixing.
- UK manufactured.

INSTALLATION DATA

Product Code	Plug Length L (mm)	Drill Hole d_0 (mm)	Min. Drill Hole Depth h_0 (mm)	*all figures stated are approximate and for reference only. Sometimes beneficial to reduce drill size in materials with a low compressive strength.
RPLUGPREM	30	5.5	35	
BPLUGPREM	42	7.0	50	



L	Plug Length
d_0	Drill Hole
h_0	Min. Drill Hole Depth

INSTALLATION GUIDELINES

