

Product Information

- Used for suspending ceiling hangers, perforated strap & clamping rings.
- Fast and easy installation.
- Non-flammable fixing.

Key Features

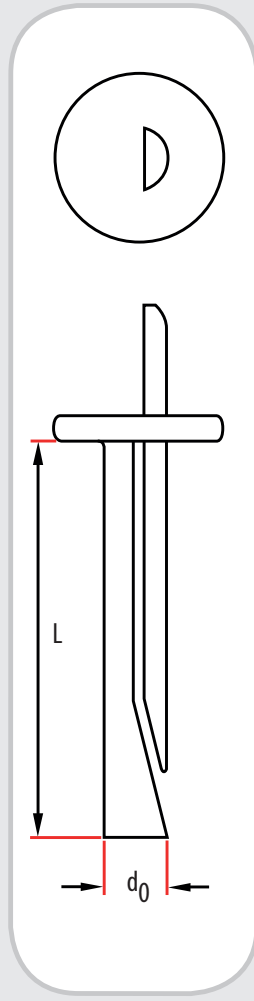
- Large diameter flange head to firmly secure attachments
- All steel hammer in anchor
- Zinc plated (3-5 microns)

Materials



Concrete

Stone



L - Length
d₀ - Drill Size

Ceiling Anchors

| TIMco Code | Size Ø x Length (mm) d x L | Max Fixture Thickness (mm) t _{fix} | Fixture Clearance Hole Ø (mm) | Box Qty | Carton Qty | Pallet Qty |
|------------|----------------------------|---|-------------------------------|---------|------------|------------|
| 0640CAM | 6 x 40 | 5 | 6.5 | 100 | 1,000 | 30,000 |
| 0665CAM | 6 x 65 | 30 | 6.5 | 100 | 800 | 24,000 |

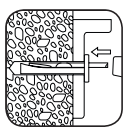
Technical Data

| Substrate | Concrete ≥ 25 N/mm ² |
|--|---------------------------------|
| Size Ø (mm) | 6 |
| Drill Hole Ø (mm) d ₀ | 6 |
| Embedment Depth (mm) h _{ef} | 35 |
| Min Drill Hole Depth (mm) h ₀ | 45 |
| Rec. Tensile Load (kN) N _{rec} | 0.72 |
| Rec. Shear Load (kN) V _{rec} | 1.29 |

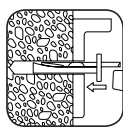
Installation Guide



1) Drill a hole to the required diameter and depth



2) Position the fixing through the attachment and into the substrate.



3) Hammer wedge into anchor to secure

Applications

