

Narrow Uncranked Butt Hinge (5050)



Self Coloured

An uncranked hinge with a fixed pin and narrow hinge leafs making them ideal for thinner doors in internal applications.

- Made from Carbon Steel
- Uncranked knuckle



Zinc

Cast Iron Butt Hinge (200)



Self Coloured

Cast iron butt hinges are ideal for low use domestic doors and are commonly fitted on period properties to match in with existing cast iron door ironmongery.

- Made from Cast Iron
- Uncranked knuckle



Black


Technical Data				
Size L x W (mm)	75 x 48	100 x 58	127 x 65	150 x 75
Thickness (mm)	1.5	1.5	1.7	2.0
Knuckle Ø (mm)	7.2	8.3	8.8	9.0
Hole Ø (mm)	6.00	5.90	6.30	6.30
Rec. Screw Ø (mm)	4.0	4.0	5.0	5.0
Rec. Screw Gauge (Imp.)	8	8	10	10
No. of Screws Required (per pair)	12	16	16	16
Max. Door Weight (kg)	20	30	40	50

Technical Data		
Size L x W (mm)	75 x 50	102 x 60
Thickness (mm)	3.5	4.0
Knuckle Ø (mm)	12.0	12.0
Hole Ø (mm)	4.80	5.00
Rec. Screw Ø (mm)	4.0	4.5
Rec. Screw Gauge (Imp.)	8	9
No. of Screws Required (per pair)	12	16
Max. Door Weight (kg)	20	30


Product Code		L x W (mm)	Pack Qty (pairs)	Carton Qty (packs)
Self Coloured	Zinc			
PLAIN BAG				
434645	434015	75 x 48	1	90
434324	434255	100 x 58	1	60
434422	434149	127 x 65	1	30
434119	434999	150 x 75	1	20
TYPE - IDH		SUB TYPE - IDH14		

Product Code		L x W (mm)	Pack Qty (pairs)	Carton Qty (packs)
Self Coloured	Black			
PLAIN BAG				
434176	434905	75 x 50	1	50
434444	434731	102 x 60	1	30
TYPE - IDH		SUB TYPE - IDH12		

Lift Off Hinge (457)



Left Hand




Right Hand


Lift off hinges are designed to enable the door to be lifted out of the frame after being fitted making them ideal for applications where regular cleaning, decorating or moving of furniture is required.

- Made from Carbon Steel
- Cranked knuckle

Rising Butt Hinge (466)



Left Hand



Right Hand

The spiral knuckle that lifts the door throughout the opening cycle making it ideal for uneven floor surfaces or obstructions. It also enables the door to self close. Door can be lifted off the frame.

- Made from Carbon Steel
- Cranked knuckle

Technical Data		
Size L x W (mm)	75 x 62	101 x 63
Thickness (mm)	2.0	3.0
Knuckle Ø (mm)	10.3	13
Hole Ø (mm)	6.50	6.0
Rec. Screw Ø (mm)	4.0	5.0
Rec. Screw Gauge (Imp.)	8	10
No. of Screws Required (per pair)	12	16
Max. Door Weight (kg)	20	30

Technical Data		
Size L x W (mm)	75 x 72	100 x 86
Thickness (mm)	2.5	3.0
Knuckle Ø (mm)	14.0	15.5
Hole Ø (mm)	4.60	6.90
Rec. Screw Ø (mm)	4.0	5.0
Rec. Screw Gauge (Imp.)	8	10
No. of Screws Required (per pair)	12	16
Max. Door Weight (kg)	30	40

Product Code		L x W (mm)	Pack Qty (pairs)	Carton Qty (packs)
Zinc Left Hand	Zinc Right Hand			
PLAIN BAG				
434706	434467	75 x 62	1	50
434815	434307	101 x 63	1	30
TYPE - IDH		SUB TYPE - IDH13		

Product Code		L x W (mm)	Pack Qty (pairs)	Carton Qty (packs)
Zinc Left Hand	Zinc Right Hand			
PLAIN BAG				
434910	434349	75 x 72	1	30
434157	434792	100 x 86	1	20
TYPE - IDH		SUB TYPE - IDH13		