


Masonry & Concrete Screws



Ideal for fitting

- hand rails
- shelf brackets
- security lighting
- metal straps banding

Countersunk

Pan Head



Rapid & Effective
Masonry & Concrete Screws


None expansion for close to edge fixing

Serrated V-threads for optimum insertion

High-low start threads for rapid pick up

Masonry Screw - Countersunk

Zinc



CORROSION RATING



Clean, dry & low humidity environments

- Light duty fixing ideal for ironmongery handrails & brackets
- TX25 TX Drive recess reduces wear & camming out
- Serrated V-threads to achieve optimum insertion
- Conforms to BS 7671



All Steel Non-Flammable Fixing

100-150KG

Technical Data

Substrate	Concrete ≥25N/mm ²	
Length (mm)	40-80	100
Drill Hole Ø (mm)	5.0	5.0
Min. Embedment Depth (mm)	25	37
Min. Drill Hole Depth (mm)	35	47
Rec. Tensile Load (kN)	1.00	1.50
Max Rec. Load (kg)	100	150

Product Code	Size (mm)	Driver Bit Size	Max. Fixture Thickness (mm)	Fixture Clearance Hole Ø (mm)	Pack Qty (pcs)	Carton Qty (packs)	Pallet Qty (packs)
--------------	-----------	-----------------	-----------------------------	-------------------------------	----------------	--------------------	--------------------

BOX (DRIVER BIT INCLUDED)

640MFCSK	6.0 x 40	TX25	15	6.5	100	18	648
660MFCSK	6.0 x 60	TX25	35	6.5	100	12	432
680MFCSK	6.0 x 80	TX25	55	6.5	100	12	432
6100MFCSK	6.0 x 100	TX25	63	6.5	100	10	360

TYPE - CON SUB TYPE - CON04

TIMPAC

725157	6.0 x 40	TX25	15	6.5	12	10	-
725375	6.0 x 60	TX25	35	6.5	10	10	-
725010	6.0 x 80	TX25	55	6.5	8	10	-
725863	6.0 x 100	TX25	63	6.5	6	10	-

TYPE - PAK SUB TYPE - PAK45

Masonry Screw - Pan Head

Zinc




CORROSION RATING



Clean, dry & low humidity environments

- Light duty fixing ideal for ironmongery
- TX25 TX Drive recess reduces wear & camming out
- Serrated V-threads to achieve optimum insertion
- Conforms to BS 7671



All Steel Non-Flammable Fixing

100-150KG

Technical Data

Substrate	Concrete ≥25N/mm ²	
Length (mm)	40-80	100
Drill Hole Ø (mm)	5.0	5.0
Min. Embedment Depth (mm)	25	37
Min. Drill Hole Depth (mm)	35	47
Rec. Tensile Load (kN)	1.00	1.50
Max Rec. Load (kg)	100	150

Product Code	Size (mm)	Driver Bit Size	Max. Fixture Thickness (mm)	Fixture Clearance Hole Ø (mm)	Pack Qty (pcs)	Carton Qty (packs)	Pallet Qty (packs)
--------------	-----------	-----------------	-----------------------------	-------------------------------	----------------	--------------------	--------------------

BOX (DRIVER BIT INCLUDED)

640MFPAN	6.0 x 40	TX25	15	6.5	100	18	648
660MFPAN	6.0 x 60	TX25	35	6.5	100	12	432
680MFPAN	6.0 x 80	TX25	55	6.5	100	12	576
6100MFPAN	6.0 x 100	TX25	63	6.5	100	10	360

TYPE - CON SUB TYPE - CON05

TIMPAC

725500	6.0 x 40	TX25	15	6.5	12	10	-
725997	6.0 x 60	TX25	35	6.5	10	10	-

TYPE - PAK SUB TYPE - PAK46