


## Hasps & Staples

### Wire Pattern Hasp & Staple



A low security lightweight hasp and staple for sheds and toolboxes in light domestic applications.

#### Technical Data

Size (mm)	75	100	150
Fixing Plate Size L x W (mm)	35 x 30	40 x 35	57 x 45
Hasp Plate Size L x W (mm)	45 x 12	65 x 12	100 x 16
Staple Plate Size L x W (mm)	25 x 25	25 x 30	45 x 35
Max. Padlock Shackle Ø (mm)	6.0	6.0	6.0
No. of Screw Holes - Countersunk	7	7	8
Screw Ø (mm)	3.5	3.5	3.5

#### Product Code

Epoxy Black	Zinc	Size (mm)	Size (inch)	Pack Qty (pcs)	Carton Qty (packs)
<b>BAG - EXCLUDES FIXINGS</b>					
WHS3BB	WHS3ZB	75	3	1	500
WHS4BB	WHS4ZB	100	4	1	400
WHS6BB	WHS6ZB	150	6	1	200

<b>TIMBAG - FIXINGS INCLUDED</b>					
WHS4BP	WHS4ZP	100	4	1	10
WHS6BP	WHS6ZP	150	6	1	10

### Safety Pattern Hasp & Staple

A low security hasp and staple for light domestic gates and shed doors.



#### Technical Data

Size (mm)	75	115	150
Fixing Plate Size L x W (mm)	30 x 40	40 x 40	58 x 40
Hasp Plate Size L x W (mm)	75 x 39	115 x 39	150 x 38
Staple Plate Size L x W (mm)	40 x 40	40 x 40	40 x 40
Max. Padlock Shackle Ø (mm)	10.0	10.0	10.0
No. of Screw Holes - Countersunk	6	8	8
Screw Ø (mm)	4.0	4.0	4.0


#### Product Code

Epoxy Black	Zinc	Size (mm)	Size (inch)	Pack Qty (pcs)	Carton Qty (packs)
<b>BAG - EXCLUDES FIXINGS</b>					
HS3BB	HS3ZB	75	3	1	160
HS4BB	HS4ZB	115	4½	1	100
HS6BB	HS6ZB	150	6	1	120

<b>TIMBAG - FIXINGS INCLUDED</b>					
HS3BP	HS3ZP	75	3	1	15
HS4BP	HS4ZP	115	4½	1	15
HS6BP	HS6ZP	150	6	1	5



### Hybrid Hasp & Staple



Hybrid Hasp & Staple for uneven surfaces to be used with a padlock. For internal & external use.

#### Technical Data


Size (mm)	125
Fixing Plate Size L x W (mm)	30 x 25
Hasp Plate Size L x W (mm)	100 x 30
Staple Plate Size L x W (mm)	25 x 20
Max. Padlock Shackle Ø (mm)	9.5
No. of Screw Holes - Countersunk	7
Screw Ø (mm)	3.0

#### Product Code


Zinc	Size (mm)	Size (inch)	Pack Qty (pcs)	Carton Qty (packs)
<b>BAG - EXCLUDES FIXINGS</b>				
472393	125	5	1	200

### Hinged Hasp & Staple

Single



Double



Hinged flexible hasp and staple for use around corners, angles and uneven surfaces where doors do not sit flush with frames.

#### Technical Data

Size (mm)	160	200
Fixing Plate Size L x W (mm)	45 x 40	45 x 40
Single Hasp Plate Size L1 x L2 x W (mm)	88 x 69 x 46	-
Double Hasp Plate Size L1 x L2 x L3 x W (mm)	-	88 x 45 x 69 x 46
Staple Plate Size L x W (mm)	42 x 44	42 x 44
Max. Padlock Shackle Ø (mm)	13	13
No. of Screw Holes	8	8
Screw Ø (mm)	4.0	4.0

#### Product Code

Zinc	Type	Size (mm)	Size (inch)	Pack Qty (pcs)	Carton Qty (packs)
<b>BLISTER PACK - FIXINGS INCLUDED</b>					
PHS160	Single	160	6	1	48
PHS200	Double	200	8	1	48