


## Bathroom Locks


A medium duty bathroom lock that is ideal for use in domestic and commercial applications. The lock features a medium duty spring and is recommended to be used with sprung door handles. The deadbolt is operated by a turn with a 5mm spindle.


- Made from steel
- Tested to BS EN 12209

**Satin Nickel**



**Electro Brass**





1121 2812 CF5531

Technical Data		
Size (mm)	65 / 45	78 / 57
Case D x H x W (mm)	65 x 102 x 14	78 x 102 x 14
Backset (mm)	45	57
Faceplate H x W (mm)	152 x 22	152 x 22
Centres (mm)	57	57

Product Code

Satin Nickel	Electro Brass	Size (mm)	Pack Qty (pcs)	Carton Qty (packs)
<b>BOX - FIXINGS INCLUDED</b>				
675359	675861	65 Case / 45 Backset	1	10
675222	675248	78 Case / 57 Backset	1	10

MRL02

## Lever Door Handle Range

Lever • Latch • Bathroom



See page  
**252**

## Specialist 3 Lever Sashlocks

### Narrow Backset

3 lever sashlock with a 50mm depth ideal for narrow style glazed doors.

- Made from steel



Narrow Backset    Extra Long Keys

### Extra Long Keys

3 lever sashlock with a 64mm depth. Supplied with 2 extra long keys.

- Made from steel

Technical Data		
Size (mm)	51 / 31	65 / 45
Case D x H x W (mm)	51 x 106 x 14	65 x 102 x 14
Backset (mm)	31	45
Faceplate H x W (mm)	152 x 22	152 x 24
Centres (mm)	57	57
Key Length	Standard	Extra Long

Product Code

Satin Nickel	Size (mm)	Pack Qty (pcs)	Carton Qty (packs)
<b>SASHLOCK NARROW BACKSET - BAG - FIXINGS INCLUDED</b>			
675546	51 Case / 31 Backset	1	10
<b>SASHLOCK EXTRA LONG KEYS - BAG - FIXINGS INCLUDED</b>			
675267	65 Case / 45 Backset	1	10

MRL01

## Euro Profile Locks

Ideal for domestic and commercial applications, used in conjunction with a Euro Profile cylinder sold separately. Sashlock features a reversible latch bolt with heavy duty spring, for use with sprung & unsprung levers.

- Made from steel
- Tested to BS EN 12209
- Twist & turn latch bolt requires euro profile cylinder
- Suitable for FD30 /FD60 fire doors

Features a heavy duty spring and can be used with both sprung and unsprung door handles



1121 2812 CF5531

### Sashlock Satin Nickel



### Deadlock Satin Nickel



Available in New Display Boxes

Type	Technical Data			
	Sashlock		Deadlock	
Size (mm)	66 / 45	78 / 56	66 / 45	78 / 56
Case D x H x W (mm)	66 x 110 x 15.5	78 x 110 x 15.5	66 x 80 x 15.5	78 x 80 x 15.5
Backset (mm)	45	56	45	56
Faceplate H x W (mm)	155 x 25	155 x 25	125 x 25	125 x 25
Centres (mm)	47.5	47.5	-	-

Product Code

Satin Nickel	Size (mm)	Pack Qty (pcs)	Carton Qty (packs)
<b>SASHLOCK - BOX - FIXINGS INCLUDED</b>			
675020	66 Case / 45 Backset	1	10
675852	78 Case / 56 Backset	1	10
<b>DEADLOCK - BOX - FIXINGS INCLUDED</b>			
675513	66 Case / 45 Backset	1	10
675955	78 Case / 56 Backset	1	10

MRL03

## Specialist 3 Lever Narrow Backset Sashlock Rebate Kit

To be used in conjunction with our 50mm, 3 lever sashlock. Typically used on a pair of rebated doors to offset the lock and keep faceplates.

- Made from steel
- Only for use with 675546 (50mm Narrow Backset 3 Lever Sashlock)

Product Code

Satin Nickel	To Suit Door Rebate (mm)	Pack Qty (pcs)	Carton Qty (packs)
<b>BAG - FIXINGS INCLUDED</b>			
675010	13	1	20

MRL01



Satin Nickel