

Roof-line & Above



Push-in Soffit Vent



Circular vents used to allow ventilation from the eaves into roofing.

Product Code	Colour	Size (mm)	Pack Qty (pcs)
BOX			
LOC1139	Grey	70.0	10
LOC1140	White	70.0	10
LOC1141	Black	70.0	10
LOC1142	Brown	70.0	10

RLN01


Roll Out Dry Fix Ridge Pack



Convenient 'single pack' mechanical fixing solution for roof ridge installations.

Product Code	Size (m)	Pack Qty (pcs)
BOX		
LOC54700	6	1

RLN01




Weeps & Drill Vents

Invisiweep Wall Weep



Used for discharging water from external walls. Available in a range of colours to suit brickwork.



Product Code	Colour	Size H x W x L (mm)	Pack Qty (pcs)
BOX			
LOCIW50BB	Blue/Black	65 x 10 x 102	50
LOCIW50BL	Black	65 x 10 x 102	50
LOCIW50BR	Brown	65 x 10 x 102	50
LOCIW50BU	Buff	65 x 10 x 102	50
LOCIW50CL	Clear	65 x 10 x 102	50
LOCIW50GR	Grey	65 x 10 x 102	50
LOCIW50TE	Terracotta	65 x 10 x 102	50
LOCIW50WH	White	65 x 10 x 102	50
EXTENSION TUBE			
LOCIW500EX	Clear	Ø 6 x 500	10

CNA02

Ambi-Verge Universal Dry Fix Verge System



Universal dry fix verge system for profiled roof tiles. A robust, attractive and weather resistant alternative to wet mortar bedding.

Product Code	Colour	Size (mm)	Pack Qty (pcs)
BOX			
LOC99141	Grey	405 x 95/160	20
LOC99142	Brown	405 x 95/160	20
LOC99143	Black	405 x 95/160	20
LOC99144	Terracotta	405 x 95/160	20

RLN01

Ambi-Verge Eaves Starter



Product Code	Colour	Size (mm)	Pack Qty (pcs)
BOX			
LOC99153	Grey	105 x 155	1
LOC99154	Black	105 x 155	1
LOC99155	Brown	105 x 155	1
LOC99156	Terracotta	105 x 155	1

RLN01

Cavity Wall Weep Vent



Multi-function product for discharging water from external walls and cavity ventilation.




Product Code	Colour	Size H x W x L (mm)	Pack Qty (pcs)
BOX			
LOC1143BB	Blue/Black	65 x 10 x 100	50
LOC1143BL	Black	65 x 10 x 100	50
LOC1143BR	Brown	65 x 10 x 100	50
LOC1143BU	Buff	65 x 10 x 100	50
LOC1143CL	Clear	65 x 10 x 100	50
LOC1143GR	Grey	65 x 10 x 100	50
LOC1143TE	Terracotta	65 x 10 x 100	50
LOC1143WH	White	65 x 10 x 100	50
VENT Extension			
LOC1144	Clear	50mm	100

CNA02

Universal Verge Ridge/Apex End Cap

Ridge end caps, available in round or angled design.

Round End Cap



Product Code	Colour	Size (mm)	Pack Qty (pcs)
BOX			
LOC99136	Black	265 x 240	1
LOC99112	Brown	265 x 240	1
LOC99114	Terracotta	265 x 240	1
LOC99113	Grey	265 x 240	1

RLN01

Angled End Cap



Product Code	Colour	Size (mm)	Pack Qty (pcs)
BOX			
LOC99107	Black	265 x 240	1
LOC99108	Brown	265 x 240	1
LOC99110	Terracotta	265 x 240	1
LOC99109	Grey	265 x 240	1

RLN01

Drill Vent



Cavity ventilator and drainage weeps. Often fitted retrospectively to improve existing ventilation.

Product Code	Colour	Size (mm)	Drill Hole Ø (mm)	Pack Qty (pcs)
BOX				
LOCVD1	Natural	80	25	50
LOCVD2	Buff	80	25	50
LOCVD3	Terracotta	80	25	50

CNA02